

Canvas Classroom Homepage



Mrs. Misemer



[Homeroom](#)



[ELA](#)



[STEM](#)




[Spanish](#) 

Week at a Glance 3

Day 1

Warm-up:

- [Play Peg & Cat: Pizza Place](#) 

Math:

- [Animated Math Models Skill 3](#)
- [Lesson 1.5 Practice Book](#)

Odyssey:

- [Watch the Odyssey Tutorial](#)
- Unit A, Color & Count

Science/Engineering:

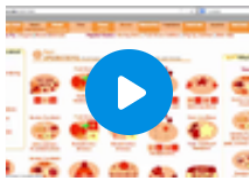
- [Introduction to HMH Florida Science](#)

TODAY
is the day to
learn something
NEW

Day 2


Warm-up:

- Watch this Sheppard Software Tutorial



- [Play the Colors Game](#) 

Math:

- [Lesson 1.5 Destination Math](#)  (proceed through the Lesson, Practice & Workout)

Odyssey:

- Unit A, Writing Numbers 0-10

Task:

- [Toy Factory Match-Up](#)

Science/Engineering:

- [Complete Discussion 3.01](#)

Hillsborough Virtual K-12 Elementary Week at a Glance – Primary (KG-2nd)

Wednesday

Warm-up:

- [Review this IXL Tutorial](#)

Math:

- [Lesson 1.6 Destination Math](#) (proceed through the Lesson, Practice & Workout)
- [Lesson 1.6 Practice Book](#)

Odyssey:

- Unit A, Match the Numbers

Task:

- [Mega Math: Country Countdown; Counting Critters; Level A](#)

Science/Engineering:

- [Unit 1 Vocabulary](#)
- [Read eBook pages 1-4](#)

Thursday

Warm-up:

- [IXL A.3](#)


Math:

- Watch today's lesson




- [Lesson 1.7 Enrichment](#)

Task:

- [Complete Assignment 3.01](#) 
- [Play "Number BINGO \(0-9\)"](#)


Science/Engineering:

- [Complete Assignment 3.02](#) 
- [Play The 5 Senses Game](#)

Hillsborough Virtual K-12 Elementary Week at a Glance – Primary (KG-2nd)

Friday

Warm-up:

- [IXL B.2](#) 


Math:

- [Animated Math Models Skill 4](#)
- [Lesson 1.8 Practice Book](#)


Odyssey:

- Unit A, Digby Counts to Five

Task:

- [Download and print the second page of the Furry Pet worksheet. Follow the directions on page one to practice the numbers one through five.](#) 

Science/Engineering:


- [Work through the Lesson 1 Digital Lesson](#)
- [Download and print this "Matching Senses" worksheet and complete](#) . Can you match them all?


Sample Assignment


3.02: Assignment

Assignment

Describing

- [Click here to download and print this graphic organizer](#)  that you will use for this assignment or copy the template in your notebook.
- Use your **five** senses to come up with words that **describe** the orange in the center of the web.
- When you are done, trim your web if needed and place it on the NEXT AVAILABLE PAGE of your STEM Notebook.



 To complete this assignment, take a picture of your completed page to submit for me to review.

Hillsborough Virtual K-12 Elementary Week at a Glance – Primary (KG-2nd)

Sample Interactive Lesson

Microsoft | [e27ebe89](#)

Flipgrid



Log out

15.01: Assignment

Apr 7, 2020

7 Topics ▼



For this fun project, you will make your own cube from items around your house (except paper)! The sky's the limit, so get creative! Paper is cool, but think marshmallows and toothpicks, or Dots candy and straws. Have fun with this!

When you're done, record yourself presenting your cube on this Flipgrid. Be sure to comment telling us how many of each object you used to create your cube.

